

TILSTANDSRAPPORT

Stamdata

Registreringsnummer	EA58013	Stelnummer	VF1RCB00972666751		
Mærke	RENAULT	Model	MEGANE	Version	E-Tech Electric 60 kWh
Karosseritype	Hatchback	Farve	Hvid	Reg. dato	27-03-2024
Drivkraft	El	Drivlinje	Front wheel drive	Geartype	Automatisk
KM. stand	49103	Antal nøgler	2	Kontraktnummer	5055017
Afliveringsdato	29-04-2026				

Udvendige billeder



Dæk og mønster

Position	Mærke	Størrelse	Slidbane	Dæktype
Venstre, For	Goodyear	215/45-20	6 mm	Sommer
Venstre, Bag	Goodyear	215/45-20	6 mm	Sommer
Højre, Bag	Goodyear	215/45-20	6 mm	Sommer
Højre, For	Goodyear	215/45-20	6 mm	Sommer

Ekstra hjul

Ekstrahjul tilstede Ja



Position	Mærke	Dæktype
Ekstrahjul		

Reservedæk og rep. kit

Rep. kit tilstede Ikke relevant Reservehjul tilstede Ikke relevant

Position	Mærke	Størrelse	Slidbane
Reservehjul		/-	

Præsentationsbilleder



13




Mangler / Tilstand

Ref	Sted	Del	Type	Handling
-----	------	-----	------	----------

Skader

Ref	Sted	Del	Type	Handling
#1	Bagkofanger	Kofanger	Bulet/Ridset	K4
#2	Bagkofanger	Kofanger	Bulet/Ridset	K4
#3	H. bagdør	Dør	Rust/irret	K3



Sted	Bagkofanger
Del	Kofanger
Type	Bulet/Ridset



Sted	Bagkofanger
Del	Kofanger
Type	Bulet/Ridset




Sted	Bagkofanger
Del	Kofanger
Type	Bulet/Ridset



Sted	Bagkofanger
Del	Kofanger
Type	Bulet/Ridset



Sted	Bagkofanger
Del	Kofanger
Type	Bulet/Ridset



Sted	H. bagdør
Del	Dør
Type	Rust/irret



Sted	H. bagdør
Del	Dør
Type	Rust/irret

Evt. Mekaniske fejl

Bemærkninger vedr. mekaniske fejl

Fabriksudstyr

Selealarmer	Opvarmet bagrude	Fartpilot
Bakkamera	2 zone klimaanlæg	El-ruder med one touch funktion, for

Førerairbag	Automatisk nødbremse inkl. fodgænger og cyklist genkendelse	Trådløs opladning
Automatisk tænding af nærllys/fjernlys	Bakspejl med automatisk nedblændning	LED kørellys
ABS	Hajfinne antenne	Paddle shift
Afstandsadvarel	El-foldbare sidespejle med varme	Nakkestøtter bag
Læderrat	Dæktryksovervågning (TPMS)	Sorte sidespejle
Nødopkald: automatisk opkald i tilfælde af ulykke eller ved tryk på SOS-knap til opkald (112)	Blinklys indikator	Parkeringsensor for og bag
Centrallås	Lane assist	El-ruder med one touch funktion, bag
Dækreparationskit	Gearskifteindikator	Gardinairbags
Centerkonsol med armlæn	Skiltegenkendelse	Sædeindtræk - læder
Ekstra tonede ruder	Adaptiv fartpilot	Type 3 ladekabel
Tågeforlygter	Opvarmede forsæder	To-farvet, Skal tilvælges til alle to-ton farver
Højde- og længdejusterbart rat	Opvarmet rat	Bortfald af gyldne dele
Sommerdæk	20" alufælg	2-farvet alm.lak, Hvid Glacier med sort tag
Højdejustering af førersikkerhedssele	Smartphone replikation	Pack advanced driving assist
åbningsfunktion forbundet med oplåsning, når man nærmer sig bil	Isofix på passagersæde og to yderste bagsæder	

INDEPENDENT BATTERY CERTIFICATE



CERTIFICATE NUMBER: B5B878A0-85DF-4C33-A437-F33733448AFC

VEHICLE

BRAND: Renault
MODEL: Megane E-Tech - 60 kWh

MILEAGE: 49,104 km
VIN: VF1RCB00972666751

EXECUTED BY: FDM-AYVENS-RANDERS

DATE AND TIME:
29/04/2026, 14:43

RESULTS

Independent
STATE OF HEALTH (SOH)

96.4 %

ENERGY 58kWh | 60kWh

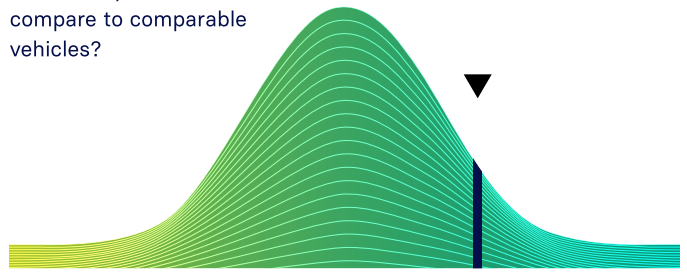


WLTP RANGE 463km | 480km

RATING

BENCHMARKING

How does your vehicle compare to comparable vehicles?



below average

average

above average

CHECKS

- Battery Management System (BMS) ✓
- Battery Sensor ✓
- Battery Measurements ✓
- Battery Cell Voltages ✓
- Vehicle Communication ✓



SCAN FOR DETAILS

EVALUATION

EXCELLENT HEALTH - NO ABNORMALITIES DETECTED

Based on the detailed battery diagnostics performed with the AVILOO FLASH Test, we hereby certify that the drive battery of this vehicle is in excellent condition.

The drive battery is therefore officially AVILOO Certified.

Marcus Berger

Dr. Marcus Berger, CEO



ENERGY

	Gross	Net (Nominal)	Usable
Current:	62.7kWh	57.8kWh	55.2kWh
New:	65.0kWh	60.0kWh	57.3kWh

RANGE

	WLTP	Typical	Individual
Current:	403-463km	318km	386km
New:	418-480km	330km	400km

EXECUTION PROTOCOL

AVILOO Box connected.	14:43:50
FLASH Test started.	✓
Vehicle detected.	✓
Starting data acquisition.	✓
Finished data acquisition.	✓
Analyzing data.	✓
Analysis completed.	✓

SENSORS

Voltage Sensor	✓
Current Sensor	✓
Temperature Sensors	✓
Cell Voltage Sensors	✓

BMS

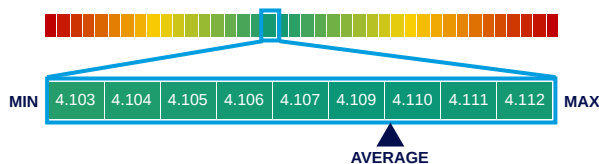
	Value	Status
BMS State of Charge (SoC)*:	86%	
SoC calculation accuracy:		✓
BMS State of Health (SoH)*:	96%	
SoH calculation accuracy:		✓

MEASUREMENTS

	Min	Max	Delta	Status
Battery Temperature	16.4°C	17.4°C	1.0°C	✓
Cell Voltage	4.103V	4.112V	9mV	✓
Pack Voltage	394.4V			
Average Current	-2.9A			

CELL VOLTAGES DIAGRAM

	1	2	3	4	5	6	7	8	9	10	11	12	13	14	15	16	17	18	19	20
1 - 20	4.103	4.108	4.104	4.106	4.106	4.107	4.108	4.107	4.108	4.108	4.107	4.107	4.109	4.109	4.111	4.111	4.111	4.109	4.111	4.109
21 - 40	4.109	4.109	4.111	4.109	4.109	4.109	4.111	4.111	4.111	4.109	4.109	4.109	4.111	4.109	4.109	4.109	4.108	4.109	4.109	4.109
41 - 60	4.109	4.109	4.109	4.109	4.109	4.108	4.109	4.108	4.109	4.111	4.111	4.112	4.111	4.109	4.111	4.111	4.112	4.111	4.109	4.111
61 - 80	4.109	4.109	4.111	4.111	4.109	4.109	4.109	4.109	4.108	4.109	4.109	4.108	4.111	4.111	4.109	4.111	4.111	4.111	4.109	4.111
81 - 96	4.109	4.109	4.108	4.109	4.109	4.111	4.111	4.112	4.111	4.112	4.112	4.112	4.111	4.112	4.112	4.109	/	/	/	/



*The values shown here were read directly from the vehicle's battery management system (BMS) and are calculated and provided by the vehicle manufacturer. The State of Health (SoH) displayed corresponds to the value reported by the BMS and is CARA-certified.

DISCLAIMER: The test result includes the currently calculated state of health (SoH) of the drive battery. The determination is based on data provided by the vehicle. These are evaluated by AVILOO's algorithms using statistical and analytical models. Manipulation of the data in the control unit leads to an incorrect result. The indicated SoH has a technically induced fluctuation range (deviation) of no more than 3% in at least 95% of reference measurements. It should be noted that this tolerance applies to the SoH determination at the cell level and not to the SoH of the entire battery. This is because the state of charge of individual cells may vary, which can negatively affect the current SoH of the battery. However, this can be compensated by the Battery Management System (BMS) or during a calibration. The result reflects the condition of the battery at the time of the test. No conclusions can be drawn about the future state of health of the battery from this. Statements about mechanical damage or external influences are not part of this diagnosis.