

TILSTANDSRAPPORT

Stamdata

Registreringsnummer	DV73904	Stelnummer	XP7YGCEL6PB212799		
Mærke	TESLA	Model	Model Y	Version	Performance
Karrosseritype	MPV	Farve	Sort	Reg. dato	12-09-2023
Drivkraft	El	Drivlinje	4 wheels drive	Geartype	Automatisk
KM. stand	80236	Antal nøgler	2	Kontraktnummer	5149648
Afliveringsdato	07-05-2026				

Udvendige billeder



Dæk og mønster

Position	Mærke	Størrelse	Slidbane	Dæktype
Venstre, For	Pirelli	255/35-21	6 mm	Vinter
Venstre, Bag	Pirelli	255/35-21	6 mm	Vinter
Højre, Bag	Pirelli	255/35-21	6 mm	Vinter
Højre, For	Pirelli	255/35-21	6 mm	Vinter

Ekstra hjul

Ekstrahjul tilstede Nej

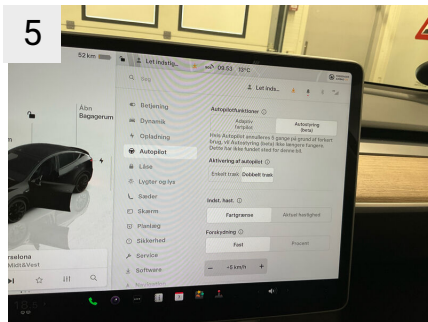
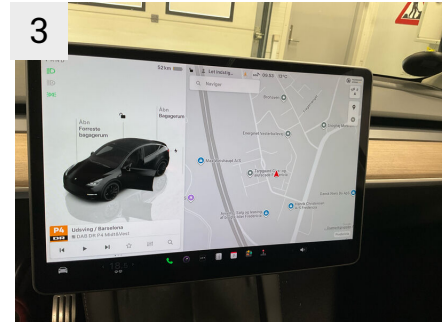
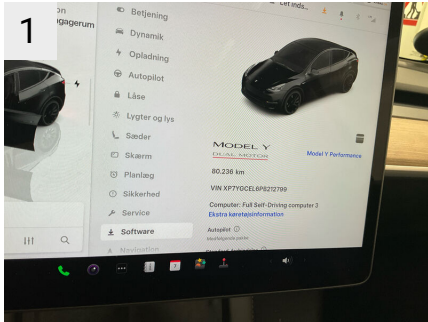
Position	Mærke	Dæktype
Ekstrahjul		

Reservedæk og rep. kit

Rep. kit tilstede Ikke relevant Reservehjul tilstede Ikke relevant

Position	Mærke	Størrelse	Slidbane
Reservehjul		/-	

Præsentationsbilleder





Mangler / Tilstand

Ref	Sted	Del	Type	Handling
-----	------	-----	------	----------

Skader

Ref	Sted	Del	Type	Handling
#1	Fælge	Fælg Venstre, Bag	Ridset	K3
#2	Fælge	Fælg Venstre, For	Ridset	K4
#3	Forrude	Rude	Stenslag	K4
#4	Motorhjelm	Hjelm	Stenslag flere	K3
#5	Front	Forkofanger	Ridser	K4
#6	V. forskærm	Skærm	Stenslag flere	K3
#7	V. fordør	Dør	Bule(r)	K3
#8	V. bagskærm	Pynteliste	Ridser	K3
#9	Bagkofanger	Kofanger	Ridser	K4
#10	Bagklap	Bagagerumsklap	Ridser	K4
#11	H. forskærm	Skærmforøger	Ridser	K4



1

Sted Fælge
 Del Fælg Venstre, Bag
 Type Ridset



1A

Sted Fælge
 Del Fælg Venstre, Bag
 Type Ridset



2

Sted Fælge
 Del Fælg Venstre, For
 Type Ridset



2A

Sted Fælge
 Del Fælg Venstre, For
 Type Ridset



2B

Sted Fælge
 Del Fælg Venstre, For
 Type Ridset



3

Sted Forrhude
 Del Rude
 Type Stenslag



3A

Sted Forrhude
 Del Rude
 Type Stenslag



4

Sted Motorhjem
 Del Hjelm
 Type Stenslag flere



4A

Sted Motorhjem
 Del Hjelm
 Type Stenslag flere




4B
Sted Motorhjem
Del Hjelm
Type Stenslag flere



5
Sted Front
Del Forkofanger
Type Ridser



5A
Sted Front
Del Forkofanger
Type Ridser



6
Sted V. forskærm
Del Skærm
Type Stenslag flere



6A
Sted V. forskærm
Del Skærm
Type Stenslag flere



7
Sted V. fordør
Del Dør
Type Bule(r)



7A
Sted V. fordør
Del Dør
Type Bule(r)



7B
Sted V. fordør
Del Dør
Type Bule(r)



8
Sted V. bagskærm
Del Pynteliste
Type Ridser



8A
 Sted V. bagskærm
 Del Pynteliste
 Type Ridser



8B
 Sted V. bagskærm
 Del Pynteliste
 Type Ridser




9
 Sted Bagkofanger
 Del Kofanger
 Type Ridser



9A
 Sted Bagkofanger
 Del Kofanger
 Type Ridser



9B
 Sted Bagkofanger
 Del Kofanger
 Type Ridser



10
 Sted Bagklap
 Del Bagagerumsklap
 Type Ridser



10A
 Sted Bagklap
 Del Bagagerumsklap
 Type Ridser



11
 Sted H. forskærm
 Del Skærmforøger
 Type Ridser



11A
 Sted H. forskærm
 Del Skærmforøger
 Type Ridser



Sted	H. forskærm
Del	Skærmforøger
Type	Ridser

Evt. Mekaniske fejl

Bemærkninger vedr. mekaniske fejl

Fabriksudstyr

Solid Black

INDEPENDENT BATTERY CERTIFICATE



CERTIFICATE NUMBER: B81C1452-325F-4C22-9C80-C176BEA5B1A8

VEHICLE

BRAND: Tesla
MODEL: Model Y - 78,8 kWh

MILEAGE: 80,236 km
VIN: XP7YGCEL6PB212799

EXECUTED BY: FDM-AYVENS-DF-FREDERICAIA

DATE AND TIME:
07/05/2026, 10:16

RESULTS

Independent
STATE OF HEALTH (SOH)

93.1 %

ENERGY 73kWh | 79kWh

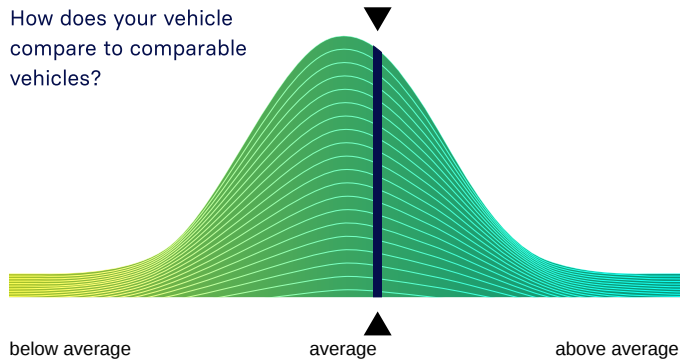


WLTP RANGE 579km | 622km

RATING

BENCHMARKING

How does your vehicle compare to comparable vehicles?



CHECKS

- Battery Management System (BMS) ✓
- Battery Sensor ✓
- Battery Measurements ✓
- Battery Cell Voltages ✓
- Vehicle Communication ✓



EVALUATION

GOOD HEALTH - NO ABNORMALITIES DETECTED

Based on the detailed battery diagnostics performed with the AVILOO FLASH Test, we hereby certify that the drive battery of this vehicle is in good condition.

The drive battery is therefore officially AVILOO Certified.

Marcus Berger

Dr. Marcus Berger, CEO



ENERGY

	Gross	Net (Nominal)	Usable
Current:	73.4kWh	73.4kWh	70.1kWh
New:	78.8kWh	78.8kWh	75.3kWh

RANGE

	WLTP	Typical	Individual
Current:	478-579km	374km	348km
New:	514-622km	401km	373km

EXECUTION PROTOCOL

AVILOO Box connected.	10:16:43
FLASH Test started.	✓
Vehicle detected.	✓
Starting data acquisition.	✓
Finished data acquisition.	✓
Analyzing data.	✓
Analysis completed.	✓

SENSORS

Voltage Sensor	✓
Current Sensor	✓
Temperature Sensors	✓
Cell Voltage Sensors	✓

BMS

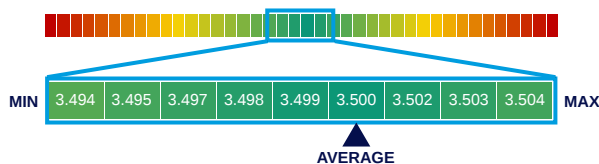
	Value	Status
BMS State of Charge (SoC)*:	12%	
SoC calculation accuracy:		✓
BMS State of Health (SoH)*:	93%	
SoH calculation accuracy:		✓

MEASUREMENTS

	Min	Max	Delta	Status
Battery Temperature	17.5°C	17.5°C	0.0°C	✓
Cell Voltage	3.494V	3.504V	10mV	✓
Pack Voltage	335.8V			
Average Current	-2.5A			

CELL VOLTAGES DIAGRAM

	1	2	3	4	5	6	7	8	9	10	11	12	13	14	15	16	17	18	19	20
1 - 20	3.500	3.498	3.497	3.499	3.500	3.498	3.497	3.498	3.498	3.499	3.499	3.496	3.497	3.496	3.496	3.497	3.497	3.498	3.498	3.498
21 - 40	3.497	3.497	3.499	3.498	3.497	3.495	3.495	3.497	3.496	3.496	3.496	3.496	3.495	3.494	3.494	3.497	3.497	3.498	3.497	3.497
41 - 60	3.497	3.496	3.497	3.497	3.497	3.496	3.496	3.497	3.500	3.500	3.500	3.500	3.501	3.500	3.500	3.501	3.501	3.500	3.501	3.501
61 - 80	3.500	3.499	3.500	3.500	3.501	3.501	3.502	3.502	3.502	3.502	3.502	3.502	3.504	3.502	3.502	3.502	3.502	3.500	3.501	3.501
81 - 96	3.500	3.501	3.500	3.500	3.501	3.502	3.501	3.501	3.502	3.501	3.500	3.500	3.501	3.501	3.500	3.501	/	/	/	/



*The values shown here were read directly from the vehicle's battery management system (BMS) and are calculated and provided by the vehicle manufacturer. The State of Health (SoH) displayed corresponds to the value reported by the BMS and is CARA-certified.

DISCLAIMER: The test result includes the currently calculated state of health (SoH) of the drive battery. The determination is based on data provided by the vehicle. These are evaluated by AVILOO's algorithms using statistical and analytical models. Manipulation of the data in the control unit leads to an incorrect result. The indicated SoH has a technically induced fluctuation range (deviation) of no more than 3% in at least 95% of reference measurements. It should be noted that this tolerance applies to the SoH determination at the cell level and not to the SoH of the entire battery. This is because the state of charge of individual cells may vary, which can negatively affect the current SoH of the battery. However, this can be compensated by the Battery Management System (BMS) or during a calibration. The result reflects the condition of the battery at the time of the test. No conclusions can be drawn about the future state of health of the battery from this. Statements about mechanical damage or external influences are not part of this diagnosis.